



THE GYAN BHAIRAV GLOBAL SCHOOL

HARPUR, GUTHANI, SIWAN, BIHAR 841435

(Run by Gyan Bhairav Foundation registered under society act 1860, Govt. of Bihar)

www.gbgs.ac.in, gbglobalschool@gmail.com

School Registration Code-RTE/SWN/2018-19/000231

UDISE - 10160807502

Dear Students_____

Summer Vacation is a welcome break but..... Good Habits and Good Manners are lifelong assets and manners must be practiced until they become a habit. Four magic words that are basics of good manners are – Please, Thank you, Excuse me and Sorry. Make these four words a habit and see the difference. Try to practice these manners -

Manners: At home:

- Help to keep the house clean especially the areas you use. Clear the toys, books or crafts that remain after you have finished.
- Honesty is the best policy. Tell the truth at all times.
- Be polite.
- Share the T.V time. Do not sit too close while watching T.V.
- Be fair with your friends, brothers and sisters.
- Be responsible.

At the dining table:

- Take small helpings and refill, clean your plate up.
- Take small bites, eat neatly, slowly with your mouth closed.
- Help to clear the table and clean up.

In the park:

- Littering makes the park untidy.
- Destroying the plants or plucking the flowers will spoil the beauty.
- Wait for your turn on swing and slides.

At a party:

- Wish the host.
- Don't mess up somebody's house.

While shopping:

- Softly ask your parent for what you want. If refused, don't throw a tantrum.
- Be careful, don't touch any breakable item.

On the telephone:

- If there are no elders around, don't let the phone ring long, answer it.
- Talk softly when someone is speaking on the phone and don't interrupt.

Hygiene:

- Brush your teeth twice a day.
- Do trim your nails often.
- Do not waste water and electricity.
- Keep your surroundings and environment clean. It is bad habit to throw things out of the window, car or a balcony.
- Make friends having good habits that respect their elders and use good language.

Be Eco-Friendly:

- Plant trees and conserve your natural resources
- Stop using of plastics



THE GYAN BHAIRAV GLOBAL SCHOOL

HARPUR, GUTHANI, SIWAN, BIHAR 841435

(Run by Gyan Bhairav Foundation registered under society act 1860, Govt. of Bihar)

www.gbgs.ac.in, gbglobalschool@gmail.com

School Registration Code-RTE/SWN/2018-19/000231

UDISE - 10160807502

CLASS II

Sub : English

A1. Read the passage carefully and answer the questions that follow:

Jojo went to play on the beach on a sunny day. It was a beautiful beach with yellow sand. There were some coconut trees in the beach. Jojo built a beautiful sandcastle with the help of the beach toys. Jojo had a fun day at the beach.

- 1.a) Who went to the beach?
- b) What did the boy do on the beach?
- c) Which trees were found on the beach?

2. Write the opposites of:

(a) some _____ (b) beautiful _____ (c) day _____

3. Tick the correct answer and fill in the blanks:

(a) Jojo had a _____ day on the beach.

i) fun ii) games iii) party

(b) It was a _____ beach.

i) green ii) beautiful iii) dirty

(c) The colour of the sand was _____.

i) yellow ii) brown iii) golden

4. State True (T) or False (F):

a) It was a sunny day. _____

b) Jojo did not play on the beach. _____

A2. Read the passage carefully and answer the questions that follow:

There was a little sparrow. She was sitting on a tree. A hunter came and shot the sparrow with an arrow. The sparrow fell from the tree and started crying with pain. The hunter felt very sad and spared her.

1. a) .Where was the sparrow sitting?
- b) What did the hunter do?
- c) Why did the sparrow cry?

2. Write the opposites of:

a) little _____ b) sad _____

3. Tick the correct answer:

a) A _____ fell from the tree.

i) sparrow ii) hunter iii) arrow

b) The sparrow started _____.

i) laughing ii) crying iii) jumping

4. State True (T) or False (F):

a) There were few hens sitting on a tree. _____

b) The hunter felt very sad. _____



THE GYAN BHAIRAV GLOBAL SCHOOL

HARPUR, GUTHANI, SIWAN, BIHAR 841435

(Run by Gyan Bhairav Foundation registered under society act 1860, Govt. of Bihar)


www.gbgs.ac.in, gbglobalschool@gmail.com

School Registration Code-RTE/SWN/2018-19/000231

UDISE - 10160807502

SECTION- B (writing)

1. Draw a picture and fill in the blanks to complete the following paragraph about 'Pet animal'. I have a _____ . It's name is _____. It is _____ in colour. It eats _____. It likes to play with me.
2. Look at the picture and write five sentences about it. Use the given words. (Children school tree friends bag)



Section C: Grammar

1. Choose the correct words to fill the blanks:
(a) The lion _____. (roar/roars)
(b) A giraffe is a _____ animal. (short/ tall)
(c) _____ get up early in the morning. (I/my)
(d) The boy _____ football. (play/ plays) (e) _____ live together as a family. (we/I)
2. Identify and circle the naming words.

Cake fly sunflower boysoft read

3. Write 'a' or 'an' before the naming words:
(a) _____ elephant (b) _____ rabbit (c) _____ train (d) _____ orange

4. Match the following:

(a) a big (i) girl
(b) a pretty (ii) train
(c) a long (iii) box
(d) a colourful (iv) table

5. Write the plurals of the following words:

duck _____ watch _____ boat _____ candle _____

6. Complete the words using vowels:

c _ _ k e b _ _ s r _ _ d _ _ g g

Note: Holiday homework should be done in English Project copy.

- I. Paste pictures of 5 different butterflies on a chart paper.
- II. Make a colourful mask of your favourite character related to the festival. e.g. Santa Claus, Ravana, Hanuman, Ganesha.
- III. Arrange the words in alphabetical order:
Book, aeroplane, ball, camera, spoon, injection, donkey, eagle, horse, jug, fingers, game, kangaroo, needle, yatch, orange, watch, zebra.
- IV. Form 6 words from the big word 'Independence Day'
- V. Do cursive writing 20 pages

Read the following passage and answer the questions that follow:

Trees are very important for us. They give us oxygen, without excuse. The fresh green leaves keep the air clean. On the branches, pretty birds can be seen. Trees give us many useful things. They give shelter to animals and birds that sing. Many trees help in making medicines. Tall and huge trees make a beautiful scene.

- Q.1 What do trees give us?
- Q.2 How do leaves help us?
- Q.3 Where can the birds be seen?
- Q.4 How can trees help the patients?
- Q.5 Whom do trees give shelter?



THE GYAN BHAIRAV GLOBAL SCHOOL

HARPUR, GUTHANI, SIWAN, BIHAR 841435

(Run by Gyan Bhairav Foundation registered under society act 1860, Govt. of Bihar)

www.gbgs.ac.in, gbglobalschool@gmail.com

School Registration Code-RTE/SWN/2018-19/000231

UDISE - 10160807502

Hindi

नीचे लिखे गद्यांश को ध्यानपूर्वक पढ़ो व प्रश्नों के उत्तर पूरे वाक्य में लिखो-

जंगल में कुछ चींटियाँ रहती थीं। वे रोज सुबह भोजन की तलाश में चल पड़ती थीं। वहाँ एक हाथी भी रहता था। वह दिनभर इधर-उधर घूमता रहता था। जंगल के जानवर हाथी से परेशान थे। एक दिन चींटी ने हाथी को सबक सिखाने की सोची। उसने चुपचाप हाथी की सूंड को काट दिया। हाथी परेशान हो गया। फिर हाथी ने चींटी से माफी माँगी।

(क) चींटियाँ कहाँ रहती थीं?

उ० _____

(ख) हाथी दिनभर क्या करता था?

उ० _____

(ग) हाथी को सबक किसने सिखाया?

उ० _____

(घ) हाथी की सूंड को किसने काटा?

उ० _____

(ङ) हाथी ने किससे माफी माँगी?

उ० _____

किन्हीं दस शब्दों का शुद्ध उच्चारण करो -

मौन	चुपचाप	बारिश	वीरु
मौसी	रोशनी	अच्छा	पुस्तक
नाखून	लोमड़ी	सूँड	ढोलक



THE GYAN BHAIRAV GLOBAL SCHOOL

HARPUR, GUTHANI, SIWAN, BIHAR 841435

(Run by Gyan Bhairav Foundation registered under society act 1860, Govt. of Bihar)

www.gbgs.ac.in, gbglobalschool@gmail.com

School Registration Code-RTE/SWN/2018-19/000231

UDISE - 10160807502

भाग – क अपठित गद्यांश

बंदर बहुत नकलची होता है। एक टोपी वाले ने एक बंदर से उसकी इसी आदत का फायदा उठाकर अपनी टोपी वापस ली। बंदर ने उसकी टोपी ले ली थी और वापस नहीं की। तब टोपी वाले ने अपने थैले से दूसरी टोपी निकाली, पहनी और जमीन पर फेंक दी। बंदर ने भी ऐसा ही किया। टोपी वाले को अपनी टोपी वापस मिल गई।

गद्यांश को पढ़कर दिए गए प्रश्नों का उत्तर लिखें।

- 1) बंदर कैसा होता है ?
नकलची () लालची () आलसी ()
- 2) बंदर ने किसकी टोपी ले ली थी ?
फलवाले की () टोपी वाले की () दूध वाले की ()
- 3) टोपी वाले ने टोपी कहाँ फेंक दी ?
सड़क पर () नदी में () जमीन पर ()
- 4) टोपी वाले को क्या वापस मिल गया ?
टोपी () फल () बंदर ()
- 5) 'टोपी' शब्द का बहुवचन शब्द क्या है ?
टोपे () टोपियाँ () टोपीयां ()

1

- 2) रेखा खींचकर सही जोड़े मिलाएँ।

पंखा	तितलियाँ
थैला	किताबें
किताब	पंखे
तितली	थैले

- 3) उचित शब्द से खाली स्थान भरें।

- 1) दौड़ रहे हैं। (हिरन/पर्वत)
- 2) बच्चे में खेल रहे हैं। (मैदान/पेड़)
- 3) माता जी लिख रही हैं। (अखबार/पत्र)



THE GYAN BHAIRAV GLOBAL SCHOOL

HARPUR, GUTHANI, SIWAN, BIHAR 841435

(Run by Gyan Bhairav Foundation registered under society act 1860, Govt. of Bihar)

www.gbgs.ac.in, gbglobalschool@gmail.com

School Registration Code-RTE/SWN/2018-19/000231

तमसो मा ज्योतिर्गमय

UDISE - 10160807502

सही शब्द चुनकर वाक्य पूरा करें।

(पटना, बहन, पिता, सुरेश)

- 1) मेरा नाम है।
- 2) श्री गंगाधर शर्मा मेरे हैं।
- 3) मेरी का नाम नेहा है।
- 4) हमलोग में रहते हैं।




पुरुष और स्त्री जाति के शब्दों के जोड़े बनाएँ।

(सेठानी, पंडित, चोरनी, चींटा)

- 1) और पंडिताइन।
- 2) सेठ और ।
- 3) चींटी और ।
- 4) चोर और ।

भाग – ख

चित्र देखकर वाक्य पूरे करो।

- 1)  पर जाकर जल भर।
- 2)  कमला लाल ला।
- 3)  राधा ला।

शब्दों को सही क्रम देकर वाक्य बनाएँ।

- 1) खेल रहा है लड़का गेंद से।
.....
- 2) केक काट राहुल रहा है।
.....

' मेरी कक्षा ' अथवा ' गरमी का मौसम ' विषय पर पाँच वाक्य लिखें।



तमसो मा ज्योतिर्गमय

THE GYAN BHAIRAV GLOBAL SCHOOL

HARPUR, GUTHANI, SIWAN, BIHAR 841435

(Run by Gyan Bhairav Foundation registered under society act 1860, Govt. of Bihar)

www.gbgs.ac.in, gbglobalschool@gmail.com

School Registration Code-RTE/SWN/2018-19/000231

UDISE - 10160807502

4) दिए गए अंकों को उनके शब्दों से मिलान करें।

अंक	शब्द
20	दस
18	सात
10	अठारह
7	एक
1	बीस

5) सही शब्द चुनकर वाक्य पूरा करें।

(पटना, बहन, पिता, सुरेश)

- मेरा नाम है।
- श्री गंगाधर शर्मा मेरे हैं।
- मेरी का नाम नेहा है।
- हमलोग में रहते हैं।

भाग - ग (व्याकरण)

पुरुष और स्त्री जाति के शब्दों के जोड़े बनाएँ।

(सेठानी, पंडित, चोरनी, चींटा)

- और पंडिताइन।
- सेठ और।
- चींटी और।
- चोर और।

शब्दों को सही क्रम देकर वाक्य बनाएँ।

- खेल रहा है लड़का गेंद से।
.....
- केक काट राहुल रहा है।
.....

प्रश्न:3 सही शब्दों पर गोला लगाओ ॥

बालू बलू मुंछ मुंछ लाकड़ी लकड़ी बिली बिल्ली

प्र.4 वचन बदलिए :सितारा- मिठाई- कपड़ा- दुकान-

प्र.5 शुद्ध कीजिए:

बनवास- रोनक- प्रमुख- आगन-

प्र.6 शब्दों को सही स्थान पर लिखकर वाक्य बनाइए :

- बीमारी/ दूर/ सफाई/ भागती/ से/ है
- हाथ/ मलकर/ साबुन/ चाहिए/ धोने/ से

प्र.7 निम्न लिखित शब्दों को पूरा करें:

- श ___ र
- मंज ___
- ___ फाई

प्र.8 वाक्य बनाओ: भोजन मंजन



THE GYAN BHAIRAV GLOBAL SCHOOL

HARPUR, GUTHANI, SIWAN, BIHAR 841435

(Run by Gyan Bhairav Foundation registered under society act 1860, Govt. of Bihar)

www.gbgs.ac.in, gbglobalschool@gmail.com

School Registration Code-RTE/SWN/2018-19/000231

UDISE - 10160807502

EVS

1. Model of any one type of house.
 2. Draw and colour any one religious festival in file paper.
 3. Paste two dresses each made up of natural and synthetic fibre in file paper.
 4. Write twenty difficult words from the chapter done in the class.
 5. Revise the entire chapter done in the class.
- Note : Holiday homework is to be done in a separate thin copy.**
6. Write 15 difficult words each from lesson 1 and lesson 2 and learn the spellings of these words.
 7. Write the functions of the following organs.
a) Stomach b) lungs c) brain d) heart
 8. On $\frac{1}{4}$ chart paper paste 10 food items that we get from plants and write their names.
 9. Draw 5 food items that are healthy for us and 5 junk food items.
 10. Make a greeting card using leaf printing and vegetable printing methods



THE GYAN BHAIRAV GLOBAL SCHOOL

HARPUR, GUTHANI, SIWAN, BIHAR 841435

(Run by Gyan Bhairav Foundation registered under society act 1860, Govt. of Bihar)

www.gbgs.ac.in, gbglobalschool@gmail.com

School Registration Code-RTE/SWN/2018-19/000231


UDISE - 10160807502

Sub: Mathematics

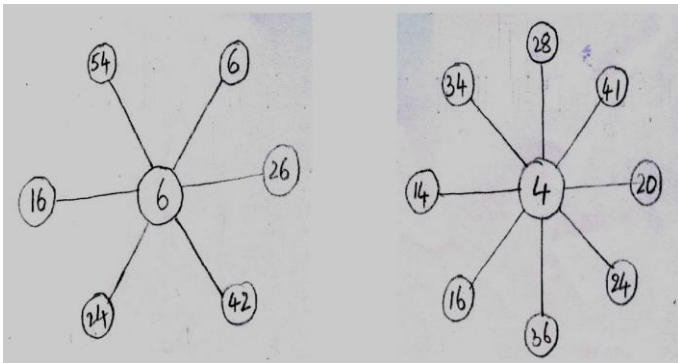
Note : (i) Do Holiday homework in the Math's project copy.

(ii) Copy down the questions with the given pictures and then solve sums.

1. Draw and cut the following shapes on marble paper and paste them in a way to get a particular figure (circle, oval, square, rectangle, star)



2. Colour the nos. divisible by 6 in blue and 4 in orange



3. Match the number sentence to its answer. Then write the letters in the secret message.

1. $6 \times 7 =$ ___

2. $5 \times 8 =$ ___

3. $4 \times 4 =$ ___


4. $6 \times 8 =$ ___

5. $3 \times 7 =$ ___

6. $5 \times 4 =$ ___

7. $6 \times 9 =$ ___

8. $7 \times 7 =$ ___



1 2 3 4 5 6 1 2 1 3 6 2 7 8 1 4



THE GYAN BHAIRAV GLOBAL SCHOOL

HARPUR, GUTHANI, SIWAN, BIHAR 841435

(Run by Gyan Bhairav Foundation registered under society act 1860, Govt. of Bihar)

www.gbgs.ac.in, gbglobalschool@gmail.com

School Registration Code-RTE/SWN/2018-19/000231

UDISE - 10160807502

Q.1 Write the number that come just after, just before and between:

(a) Just After
42

(b) Just Before
 80

(c) Between
18 20 [1½]

Q.2 Circle the Smallest number :

42 18 38 [½]

Q.3 Circle the Biggest number :

73 63 92 [½]

Q.4 Arrange the following numbers in Ascending order :

 [1]

Q.5 Arrange the following numbers in Descending order :



Q.6 Put the correct sign '>', '<' or '='

(a) 79 39

(b) 67 68

(c) 42 42

Q.7 Add the following :

(a)
$$\begin{array}{r} \text{T O} \\ 46 \\ +23 \\ \hline \end{array}$$

(b)
$$\begin{array}{r} \text{T O} \\ 47 \\ +52 \\ \hline \end{array}$$

Q.8 Subtract the following :

(a)
$$\begin{array}{r} \text{T O} \\ 63 \\ -52 \\ \hline \end{array}$$

(b)
$$\begin{array}{r} \text{T O} \\ 74 \\ -34 \\ \hline \end{array}$$



THE GYAN BHAIRAV GLOBAL SCHOOL

HARPUR, GUTHANI, SIWAN, BIHAR 841435

(Run by Gyan Bhairav Foundation registered under society act 1860, Govt. of Bihar)

www.gbgs.ac.in, gbglobalschool@gmail.com

School Registration Code-RTE/SWN/2018-19/000231

UDISE - 10160807502

COMPUTER

I. Tick (✓) the correct option.

- _____ is the brain of the computer.
(a) Mouse (b) Keyboard (c) CPU
- Save option is present in _____.
(a) toolbar (b) desktop (c) file menu
- Wordpad/Notepad is an _____ of Windows Operating System.
(a) icon (b) button (c) application
- To open a saved drawing you use _____ option of file menu.
(a) new (b) save (c) open

II. Fill in the blanks.


[cursor , ellipse , power , capslock]

- Press the _____ button to start the computer.
- To draw a circle _____ tool is used.
- Capital letter can be typed by using _____ key.
- Mouse is used to move the _____ on the screen.

III. Write 'True' or 'False'.

- There are 28 alphabet keys on the keyboard. _____
- Computer makes our work easy. _____
- Delete key allows us to move to the next line. _____
- 'Switch on the U.P.S.' is the first step to start the computer. _____

IV. Match the following.

- | A | B |
|--|------------------------------|
| 1. Line tool | Magnifying Tool |
| 2.  | Spacebar |
| 3. Airbrush | Used to draw a straight line |
| 4. Longest key | Spray colour |



THE GYAN BHAIRAV GLOBAL SCHOOL

HARPUR, GUTHANI, SIWAN, BIHAR 841435

(Run by Gyan Bhairav Foundation registered under society act 1860, Govt. of Bihar)

www.gbgs.ac.in, gbglobalschool@gmail.com

School Registration Code-RTE/SWN/2018-19/000231

UDISE - 10160807502

PROJECT WORK

1. CREATE A POSTER IN WORD SHOWING "SAVE TREES" AND TAKE A PRINT OUT.
2. MAKE A DIAGRAM SHOWING FUNCTION OF COMPUTER PARTS ON A CHART PAPER.