

THE GYAN BHAIKAV GLOBAL SCHOOL
(Affiliated to **CBSE**)

GRADE 1 HOLIDAY HOMEWORK

SESSION- 2026-27

NAME: _____





Dear Parents,
Greetings!

Holidays are special breaks from our everyday schedules, and we all eagerly await them. Finally, the much-awaited summer vacations are here! The hot, windy days of April and May make us all excited for this long break, a time to relax and have fun.

It's a great time for you to cherish the little joys of your child. It's important to limit screen time and supervise the channels your child watches. Provide valuable guidance and spend quality time with them. Make these holidays memorable by creating a nurturing and stimulating environment at home that is full of fun, excitement, and learning. Here are a few suggestions for parents:

- Engage in meaningful conversations every day.
- Read a variety of storybooks.
- Assign small household responsibilities to help them become independent.
- Teach them the importance of moral values in their lives.
- Participate in various indoor games with them.

While it's crucial to take breaks and have fun, it's equally important to keep learning. Find a balance between work and play, and let your child grow along the way.

The objective of holiday homework is to empower our students to work independently and enhance their academic abilities. Please take note:

- Prepare a systematic timetable and follow it religiously from the very first day.
- Allow them to complete their homework on their own under your guidance.
- Remember to capture the fun moments while engaging in the given activities and paste the corresponding pictures in your album!.
- Encourage them to dedicate some time each day to writing one page of English in a separate notebook to enhance their handwriting skills.
- Encourage them to choose two new words from their daily conversations and write them down in their notebook.

A. ENGLISH CONVERSATION

Encourage your child to use these sentences regularly, such as upon waking up, during meals, before bedtime, and when interacting with family and friends. Remind them to speak politely and clearly, utilizing these phrases to express their needs, seek permission, offer apologies when required, express gratitude, and greet others courteously.

- Good morning, Mummy! Good morning, Daddy!
- Can I go out and play, please?
- Are we going to visit someone today?
- Will some guests come to our house today?
- Can I please call my friend?
- I'm sorry for making a mess.
- Thank you for helping me.
- Excuse me, may I speak?
- Thank you for sharing with me.
- Goodbye, see you later!
- May I help you?
- Please wait for me, I'm coming!
- Can you please read me a story?

IMPORTANT TIPS:

The following words should always be spoken in English:

- **FRUITS NAMES** – Apple, Mango, Banana, Grapes, Orange, Cherry, Strawberry, Guava, Watermelon, Papaya etc.
Example: Mamma, I want an 'APPLE' or Mujhe 'APPLE' Chahiye (Please discourage your child from calling it a "SEB".)
- **VEGETABLES NAMES**- Onion, Potato, Carrot, tomato, Cabbage, Spinach etc.
- **UTENSILS NAME**- Spoon, Plate, Bowl, Cup, Fork, Pan, etc.

B. FAMILY TIME ACTIVITY- READ, READ, READ

READING and WRITING go hand-in-hand at Primary Level. So here are some interesting activities that will cater to both the skills.



MY COZY READING CORNER

Place a rug and few cushions at a corner of the house. All members of family should at least once a week sit together and just read, without any gadgets around. This will inculcate interest for reading in children.

Fill the information about at least two story books you read in holidays.



STORY TITLE

Favourite Character

Sight Words

New Vocabulary

What you learnt

C. World Environment Day- SEED BOMB

World Environment Day is celebrated on 5th June. Let's connect with nature and increase green spaces by creating Seed Bombs.

Seed bombs are like little packages of happiness for our environment! Not only do they provide essential food and shelter for birds and animals, but also beautify our surroundings .

To make seed bombs, mix together clay or soil, compost, and wildflower seeds/chickpeas/Soybeans. Roll the mixture into small balls and let them dry. Then, simply toss them into areas that need a little extra greenery, and let nature do the rest!



D. PROJECT WORK

1. Create a Piggy Bank
2. Any 1 water transport model

Using best out of waste materials. Some ideas and resources are given below as link for reference.



RESOURCES FOR REFERENCE: 1- <https://pin.it/7GmC3hFBJ> - Boat

2- <https://pin.it/6m1jctu7d> - Yacht

E. FATHER'S DAY (5th June)

ACTIVITY 1- Healthy Bowl

Summers are here and to beat the heat of this scorching sun take your mother's help and make a dish of yummy fruit salad for your father to give him a special surprise on Father's Day.



(UNDER THE STRICT SUPERVISION OF YOUR MOTHER/ GRANDMOTHER)

Method:

1. Take finely chopped fruits of your choice like banana, pineapple, watermelon, mango, apple, grapes & pomegranate,
2. Add 2 Teaspoons of lemon juice, 1 Tablespoon of crushed sugar and a pinch of chaat masala.
3. Share the Salad with your Father wishing him a 'Happy Father's Day.'

Click pictures while making and serving the fruit bowl to your father. Create your own Album and paste it.



F.

YOGA DAY

Yoga Day is the perfect opportunity to have fun while getting healthy.

So, on Yoga Day, let's celebrate by moving, stretching, and breathing together. Enjoy exploring and expressing yourself through yoga!

Try out some playful animal poses like the cat, cow, cobra, horse to add an extra layer of fun to your practice.

Parents are requested to join their kids and click pictures having fun while getting healthy.

YOGA DAY

Be part of the culture that India has given to world. Do some easy exercises associated with nature.



1. Say hello to the sun.



2. Pretend to be a tree.



3. Pretend to be a flying bird.



4. Pretend to be the falling rain.











5. Pretend to be planting seeds.

ENGLISH

1. Read the passage and fill in the blanks. One has been done for you

The Garden

Tim went into the **garden** . He saw a _____ . The _____ 
flew to a red _____ . Tim saw a bunny with big _____ . It
hopped behind a _____ . He saw _____ **2** birds on the _____
. They chirped in their _____ .

2 Read the comprehension passage and answer the questions:



Today Nancy and her family went to the Zoo.

Its Nancy's birthday today. She is 6 years old.

She loves animals .At the zoo Nancy sees many

animals. Her favourite animal is Elephant. She

also likes tigers. She had lot of fun in the Zoo. She loves the zoo.

QUESTIONS:

1. Nancy went to Zoo with her _____.

2. How old is Nancy?

_____.

3. What is her favourite animal?

_____.

4. Why Nancy went to the Zoo?

Q3. Make sentences with the given words.

1. House -

2. Clothes -

3. Book -


4. Pencil -


5. Cake -

Q4. Circle the noun words in the given passage.

Mom baked a cake for Jane. She took it out of the oven. She put the cake on the table and called Jane and her friends. The boys came running to the room but let the girls take the cake before them.


Q5. Look at the pictures and write their names .















Q6. Fill in the blanks with This or That.

1. _____ is a car. 

2. _____ is a kite. 

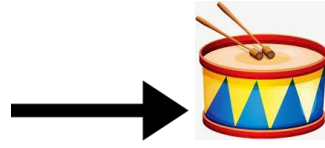
3. _____ is a pen. 

4. _____ is a dog. 

5. _____ is a ball.



6. _____ is a drum.



Q7. Complete the text using am, is, are:

Hi! I _____ Rohan. My mother _____ a teacher and my father is a doctor. We _____ living in a big house. There _____ lots of trees. Riya _____ is my elder sister.

Q 8. Circle the describing words.


1. This is a big red car .



2. There are lots of green tall trees .



3. I have five yellow lollipop.



4. My sister is looking beautiful in red colour dress.



**Q9. Describe the given picture in five sentences with the help of the clue.
(Swing, Trees, Flowers, Benches, Park, Greenery)**



1. _____
2. _____
3. _____
4. _____
5. _____

Q10. Write the meaning of the following words.

1. tomorrow - _____.
2. slide - _____.
3. poetry - _____.

4. Aakash - _____

5. find - _____.

Q11. Write the plural forms of the followings word.

Singular	Plural
1. bunch	_____
2. tree	_____
3. apple	_____
4. bird	_____

Note:-

 **Revise complete syllabus of P.T – I**

Project:

Do the following activities (on A4 sheet) according to your roll number mentioned next to each activity.

A – Write five lines on My Self on a A3 size sheet and decorate it beautifully. (Roll no. 1 – 12). Reference given below.

All About Me

Hello!

My Name:

My Age:

My Height:

.....

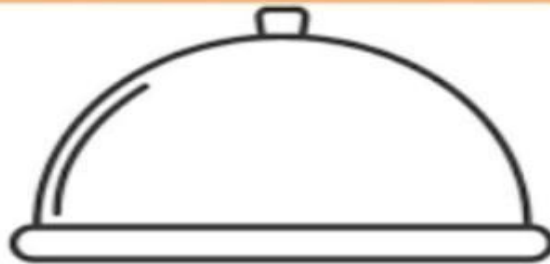
My Weight:

.....

My Favorite Color:



My
Favorite
Food:



What I Want to Be When I
Grow Up



B – Make a beautiful chart of Noun. (Roll no. 13 – 24) as per the instructions given below:

Instructions:

Persons in Green, Things in Yellow, Places in Pink, Animals in Orange.



C - Make a beautiful chart of Is, Am, Are. (Roll no. 25 – 40). Reference given below. Note this is a reference. Show your own creativity and design.





हिन्दी

प्रश्न 1. नीचे दिए गए गद्यांश को पढ़कर निम्नलिखित प्रश्नों के उत्तर दीजिए:-

राकेश

राकेश नौ साल का है।
राकेश तीसरी कक्षा में पढ़ता है।
उसे क्रिकेट खेलना बहुत पसंद है।
वह हर शाम क्रिकेट खेलता है।



१. राकेश _____ साल का है।
(क) तीन
(ख) चार
(ग) नौ
२. राकेश _____ कक्षा में पढ़ता है।
(क) दूसरी
(ख) तीसरी
(ग) सातवीं
३. उसे _____ खेलना बहुत पसंद है।
(क) क्रिकेट
(ख) फुट-बॉल
(ग) कबड्डी

प्रश्न 2. सोमवार के बाद कौन सा दिन आता है?

उत्तर _____

प्रश्न 3. रविवार से पहले कौन सा दिन आता है?

उत्तर _____

प्रश्न 4. एक सप्ताह में कितने दिन होते हैं?

उत्तर _____

प्रश्न 5. गर्मियों की छुट्टियां किस महीने में पड़ती हैं?

उत्तर _____

प्रश्न 7 क्रिसमस किस महीने में मनाया जाता है?

उत्तर _____

प्रश्न 7. मेरा परिचय पर पांच लाईनें लिखिए:-

1. _____

2. _____

3. _____

4. _____

5. _____

प्रश्न 8. निम्नलिखित वाक्यों में क्रिया शब्दों पर गोला लगाओ:-

क) राम पानी पीता है।

ख) हम खेलने जाते हैं।

ग) नेहा खाना खा रही है।

घ) मीरा घर जा रही है।

ङ) बच्चा स्कूल जाता है।

च) सीमा कूद रही है।


छ) वह स्कूल से आ रहा है।

ज) मां बाजार जा रही है।

झ) गीता लिख रही है।

ञ) रीमा पढ़ती है।

प्रश्न 9. चित्र देखकर वाक्य पूरा कीजिए:-



बगीचे, कहानी, हरियाली, बच्चे, पेड़

1. यह _____ का चित्र है।
2. बगीचे में _____ खेल रहे हैं।
3. दो बच्चे _____ पर बैठे हैं।
4. मां रीना को _____ सुना रही हैं।
5. बगीचे में _____ हैं।

प्रश्न 10. निम्नलिखित शब्दों में इ,उ,आ की मात्रा लगाकर सही शब्द लिखिए:-

अम _____

मनि _____

चहिया _____

ग्लास _____

कन _____

सतारा _____

रचनात्मक कार्य

1. पर्यावरण संरक्षण का चित्र बनाकर उस पर पांच लाईनें A4 साइज शीट पर लिखिए।
 2. हिन्दी सुलेख किताब पृष्ठ संख्या 15 से 20 करों।
 3. प्रिय बच्चों, आइए हम इन छुट्टियों में कुछ नया करें।
- ✓ अभी तक आपको पढ़ाए गए दो, तीन और चार अक्षर के शब्दों की चित्र संग्रह बनाए (picture dictionary)


✓



आप इन चित्रों को पुराने अखबारों अथवा पुरानी किताबों में से काटकर चिपका सकते हैं। आप चित्र बनाकर उसमें रंग भर सकते हैं।

✓ अक्षर मेट -

दो अलग रंग के, समान पेपर स्ट्रिपस (paper strips) लेकर उनको मेट (mat) के रूप में गुथ ले, एक रंग पर सारे तीन अक्षरों के शब्दों को लिखें दूसरे पर चार अक्षरों के शब्दों को लिखें।



Maths



Q.1 Fill in the blanks by writing the numeral that comes:

Before	Between	After
_____ 8	7 _____ 9	14 _____
_____ 19	11 _____ 13	7 _____
_____ 20	4 _____ 6	6 _____
_____ 6	3 _____ 5	3 _____
_____ 16	6 _____ 8	18 _____
_____ 4	5 _____ 7	5 _____
_____ 3	20 _____ 22	20 _____
_____ 15	12 _____ 14	0 _____

Q.2 (A) Arrange the given numbers in ascending order:

a. 10, 20, 8, 13 _____

b. 19, 14, 4, 11 _____

c. 16, 1, 15, 18, _____

Q.2 (B) Arrange the following numbers in descending order:

a. 14, 13, 12, 2 _____

b. 12, 8, 10, 1 _____

c. 17, 20, 23, 6 _____

Q.3 Count and Write:

1. 5
+ 4

2. 7
+ 3

3. 5
+ 2

4. 2
+ 1

5. 5
+ 3

6. 7
+ 1

Q.4 Add the following numbers using number line.

1. $3 + 4 =$

2. $5 + 6 =$

3. $9 + 5 =$

Q5. Read the number name carefully. Now choose the correct number and circle it by using the colour pencil:

Circle the numbers

three	8	3	6
eight	9	3	8
six	6	9	8
one	1	10	6
nine	9	8	6
seven	1	7	9
four	4	3	9
two	7	2	10
ten	10	1	6
five	4	1	5

Project
SHAPE - O - MANIA



OBJECTIVES- This activity encourages young children to develop fine motor skills and shape recognition abilities by creating a scene using 2D shapes. Label each shape with its name. An example is provided below for reference, but feel free to use your creativity to design a unique scene. Remember, duplicates of the example won't be accepted.



MATERIAL **REQUIRED-**
NEWSPAPER/COLOURED PAPER, SCISSORS AND FEVICOL .

EVS

It is rightly said - **What we read, we forget but what we do, we always remember**

EVS emphasizes experiential learning, and children thrive on hands-on activities. Here are some engaging activities they'll love and learn from. Prior to each activity, engage the children in conversation about the topic to enhance their understanding..

Instructions to be followed while doing the homework:

1. As you know that all living things grow. Reflecting on your growth, consider five things you can do now that you couldn't when you were younger. Write them down in your scrapbook.
2. We all show emotions- Happy- Smile or laugh, Upset- Angry, Hurt- cry or become sad etc. Below are some emotions listed. Parents should explain the meaning of each emotion. Remember, it's natural to express your emotions, but it's important not to harm anyone

Let's call them as Emotion Monsters.



Activity:- Now stand in front of the mirror. See how your face looks when you laugh or smile, get sad or angry. Draw these expressions in your scrapbook. You can also write or draw what brings on these emotions like what makes you sad, or angry or happy or uncomfortable.

3. Make a model sense organs. For your reference example given below.



FUN WITH SENSE ORGANS

A. Engage in a tasting activity with the following food items. Tick the appropriate box to describe their taste.

Food	Sweet	Salty	Sour	Bitter
Neem leaves				
Lime juice				
Biscuit				
Namkeen				

B. Experience a texture exploration activity by feeling the given objects. Tick the appropriate box to describe their texture.

Items	hard	soft	rough	smooth	squishy	sticky
stone						
soft toy						
Play dough						
pencil						
eraser						

C. Listen to the provided sounds and complete the table based on your observations. Try to guess and identify the name of each object. An example is provided to guide you.

Items	I was able to identify sounds of	I was not able to identify sounds of
Bell	√ (ice cream vendor, pooja room)	-
Bird		
Wall clock		
Guitar		
Coins		
Ambulance		

D. Guess the smell of 5 items in covered bottles. Put a tick (✓) if correct,(_)if wrong in the table.

Items	I was able to guess the smell	I was not able to guess the smell
Rose Water		
Shoes polish		
Lemon juice		
camphor		
Coconut oil		

SUBJECT: COMPUTER

Q1. Identify and match the parts of the computer with its name.

Column A



Column B

keyboard

monitor

printer

CPU

mouse

speaker

Q2. How is a computer different from you? Write 'Yes' or 'No' against these questions:

1. Can you move? _____

Can a computer move? _____

2. Can you remember all things? _____

Can a computer remember all things? _____

3. Do you get tired? _____

Does a computer get tired? _____

4. Do you make mistakes? _____

Does a computer make mistakes? _____

5. Can you think? _____

Can a computer think? _____

Q3. Read the clues and guess the name of the place and complete the words.

1. Making bills ___ H ___ P
2. Reservation of tickets ___ I ___ ___ O ___ T
3. Making medical reports of patients H ___ S ___ ___ T ___ L
4. Keeping records in library ___ C H ___ ___ L
5. Maintaining records O ___ ___ I ___ E

Activity: Create a scrapbook page titled "Types of Computers" and paste pictures of different kinds of computers such as desktops, laptops, smartphones, and tablets on it.

Note-

- Holiday Homework needs to be done in neat handwriting.
- Activities should be presented beautifully with excellent creativity.
- Holiday Homework is mandatory to be done by all the students within the stipulated time.
- Students who won't be able to take out the print out of the Holiday Homework can do it in the notebook only by mentioning the question no. and writing the answers.
- Holiday Homework will be evaluated in overall result.

School will Reopen on: – 16 JUNE 2026 ;

Have fun and be safe!

A tropical beach scene with palm trees, a starfish, and sunglasses on a beach towel. The background is a soft-focus view of a beach with palm trees and a blue sky. In the foreground, a large, light-colored starfish is on the left, and a pair of red sunglasses is on a blue beach towel on the right. The entire image is framed by a decorative border of yellow stars.

**Here's to a summer
vacation that's a time for
making memories, trying
new things, and embracing
new experiences that
enrich your life.**

